

Discover *Rhapsody in Blue* SENSORY GUIDE

Overview

The orchestral works selected for this performance are both lively and energetic, and beautifully emotional in what they portray to the listener. The moments listed below are the most likely to feel sudden or jarring, but this is not an exhaustive list. Timings are approximate and can vary during a live performance of the work.

Sensory Category Symbols



Auditory - Loud



Hearing Pitch -
High/Low







Vibration
Increased



Fast-paced



Slow-paced

Musical Work	Sensory Category	Description
George Gershwin <i>Rhapsody in Blue</i> (~17 minutes)	 	<ul style="list-style-type: none"> • Opening: Clarinet slides suddenly from low to very high • 1:00: Full orchestra bursts in with loud brass and percussion • 2:00: Piano solo enters softly with flowing, dreamy lines • 4:00: Full orchestra bursts through the serenity with loud brass in the lead • 6:00: Whimsical and playful piano solo takes the lead • 10:00: Sudden jazzy brass punches interrupt with loud accents • 14:00-end: Fast, energetic build to a loud, brilliant ending
Aaron Copland <i>Suite from Billy the Kid</i> (~25 minutes)	 	<ul style="list-style-type: none"> • Opening: Quiet, spacious woodwind + string writing • 3:00: Playful cowboy tunes, light and rhythmic • 13:00: Very loud percussion crashes and brass • 17:00: Calms into gentle, nostalgic music • 18:00: Bold low brass and sudden percussion • 20:00-end: Quiet fade with soft strings